

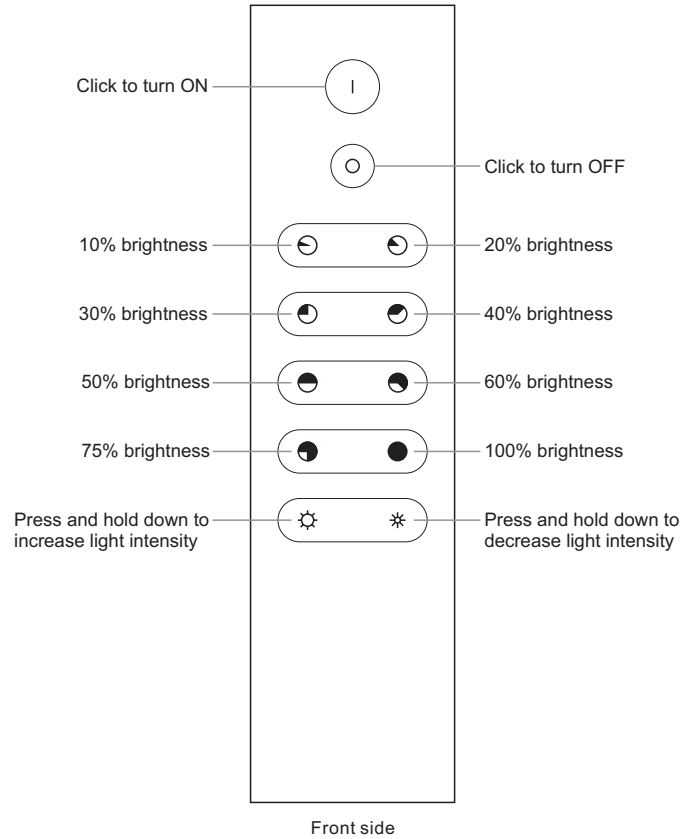
RF Single Color Remote Controller

70010147



Important: Read All Instructions Prior to Installation

Function introduction



Note: Before the first use, please remove the protective film on the battery.

Back side

Product Data

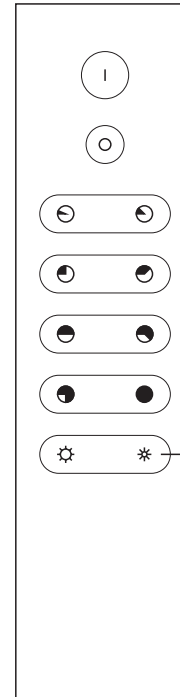
Output	RF signal
Operation Frequency	869.5/916.5/434MHz
Power Supply	3V(1xCR2032 battery)
Operating temperature	0-40°C
Relative humidity	8% to 80%
Dimensions	150x38.6x12mm

- Control 1 zone of RF receiver
- Single color controller
- Compatible with all universal series RF receivers
- 1 receiver can be paired by max 8 different remote controls.
- Waterproof grade: IP20

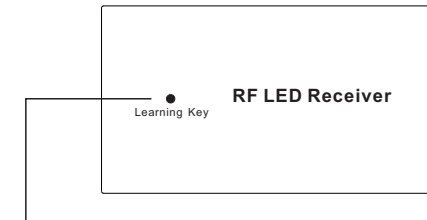
Safety & Warnings

- This device contains a button lithium battery that shall be stored and disposed properly.
- DO NOT expose the device to moisture.

Pair with RF receiver




Step 1: Do wiring the RF receiver according to wiring diagram (please refer to the instruction of RF receiver that you would like to pair with).



Step 2: Click the "Learning Key" button on RF receiver or re-power on the receiver three times continuously to set it into pairing status

Step 3: Click any button of the remote (e.g. ✱), LED lights connected with the RF receiver flicker once means the receiver is paired with the remote successfully.

Note: one receiver can be paired with max 8 remote controls.



Magnetic Bracket